

**GRADE 12 ESSENTIAL
UNIT G – GEOMETRY & TRIGONOMETRY**

INTRODUCTION

1. **Trigonometry** is the study of three sided polygons; *aka: triangles*. Once you understand the triangle you readily understand every shape (well at least every flat shape) since all other shapes can be made of triangles. **Geometry** is the measure of shapes in general. Much of this unit is a repeat of Grades 10 and 11 Essential!

ANGLES AND PARALLEL LINES

2. Triangles are *polygons* [see glossary at end of the notes] composed of three *line segments* forming three corner *angles*. A thorough understanding of lines and angles is a good foundation to geometry and to trigonometry.

3. Examine the diagram below, which may be familiar from your former geometry studies

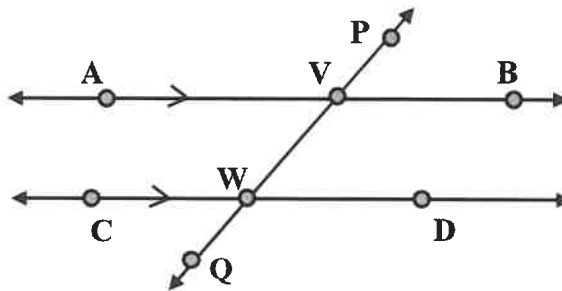


Figure 1

4. Note that \overline{AB} is \parallel to \overline{CD} as indicated by the corresponding ' \rightarrow ' carrots or 'chevrons'. The symbol ' \parallel ' means *parallel*. \overline{PQ} is a line that cuts the two other lines at points V and W and is called a *transversal*. This particular transversal \overline{PQ} is cutting the two parallel lines.

SUPPLEMENTARY ANGLES

5. You might recall that a line can be considered as two rays butted together at a 180° angle.

Consequently; $\angle AVP$ is *supplementary* to $\angle AVW$, in other words $\angle AVP + \angle AVW = 180^\circ$. Or using some fancy algebra: $\angle AVP = 180^\circ - \angle AVW$.

MrF
The first 17
pages are identical
to our Grade 11
studies!

COMPLEMENTARY ANGLES

Two angles that split a square corner into two angles are called complementary.

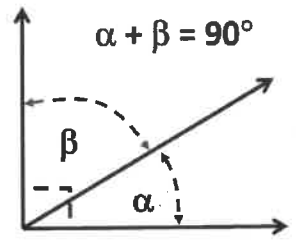


Figure 2

VERTICAL OR OPPOSITE ANGLES

6. Have you ever noticed that with angles formed by two intersecting lines the angles across from each other are 'congruent'; ie: their angle measure is equal.

7. Angles that are across from each other at the intersection of two lines are called 'Opposite Angles' or sometimes 'Vertical Angles'.

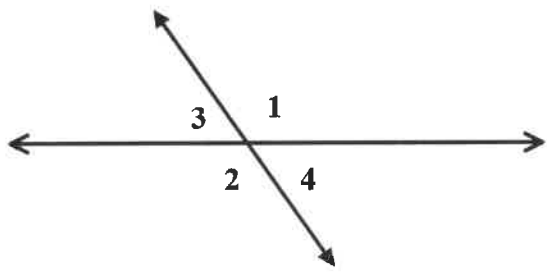



Figure 3

$\angle 1 \cong \angle 2$ and $\angle 3 \cong \angle 4$

8. For Figure 1 above: Line \overline{AB} intersects line \overline{PQ} at a point V. Consequently the angle $\angle AVP$ is congruent to $\angle BVQ$. The secret symbol for congruence is ' \cong ' so: $\angle AVP \cong \angle BVQ$

CORRESPONDING ANGLES ON THE OTHER LINE


9. Ever noticed that when you cut your kids' wieners to toss in the beans that slicing across two parallel wieners the angles formed on each weenie are the same? Amazing!!



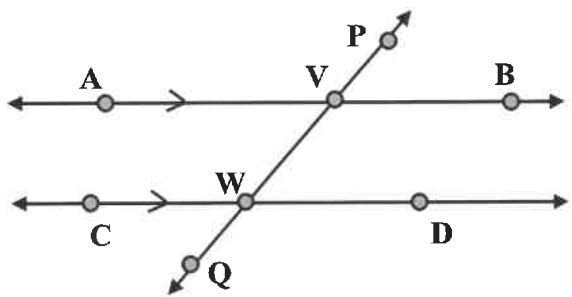
Weiners 1



Weiners 2



Weiners 3



10. Consequently $\angle AVP$ corresponds to (matches to) $\angle CWP$ and they are congruent.

Furthermore, by deductive logic, $\angle BVW$ is congruent with $\angle DWQ$.

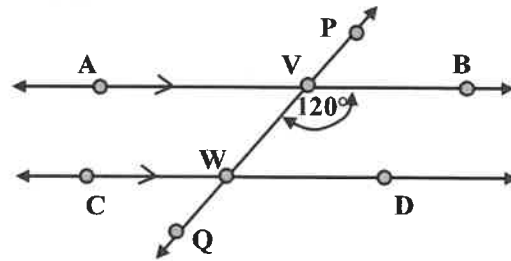
It is probably best to watch all these rules and deductions in some animated form. So check out some videos the teacher selects for you. Of course if you want to see who first explored all this stuff 2500 years ago look up 'Euclid'.

OTHER ANGLE DEFINITIONS

- 11. Some other angle definitions and laws include.
- 12. **Alternate Interior Angles.** Angles $\angle BVQ$ and $\angle CWP$ are a pair of angles on *alternate* sides of the transversal and are *interior* to the parallel lines. They are called **Alternate Interior Angles**. This particular transversal cuts two parallel lines and we have already observed Alternate Interior Angles of a transversal crossing two parallel lines (or wieners) are congruent.
- 13. **Alternate Exterior Angles.** You likely already deduced that Alternate *Exterior* Angles, angles that are *exterior* to the parallel lines and on alternate sides of the transversal are also congruent. So for example: $\angle DWQ \cong \angle AVP$
- 14. Let us apply all these rules to our transversal and parallel lines below.

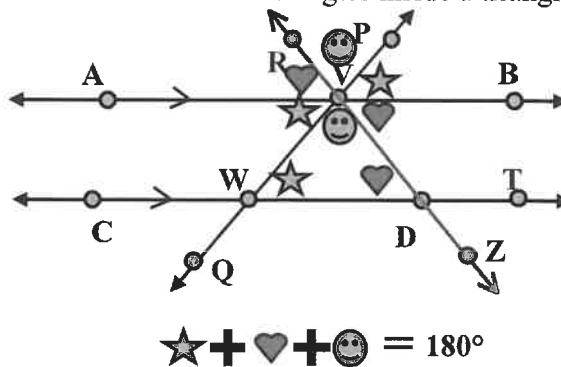
If you are told that $m\angle BVW = 120^\circ$ then what is the measure of:

- $\angle AVP = \underline{\hspace{2cm}}^\circ$ $\angle AVW = \underline{\hspace{2cm}}^\circ$
- $\angle BVP = \underline{\hspace{2cm}}^\circ$ $\angle CWP = \underline{\hspace{2cm}}^\circ$
- $\angle DWQ = \underline{\hspace{2cm}}^\circ$ $\angle DWV = \underline{\hspace{2cm}}^\circ$
- $\angle CWQ = \underline{\hspace{2cm}}^\circ$ $\underline{\hspace{2cm}}^\circ$



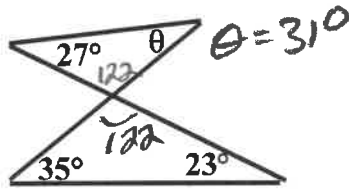
THE SUM OF THE INTERIOR ANGLES OF A TRIANGLE ADD TO 180°

- 15. How is this for a **proof** that the sum of the angles inside a triangle is 180° ?

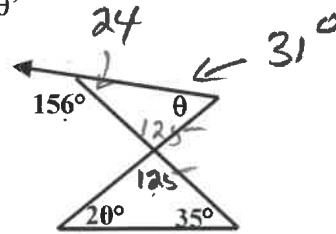


16. Example Questions

Find angle 'θ' (pronounced: 'theta')



Find angle 'θ'



TRIANGLE CONGRUENCE *OPTIONAL*

17. Knowing when two triangles are congruent that is: *the same shape and the same size*; is important. There are a couple basic and intuitive laws that I present below without proof.

**SIDE – SIDE – SIDE [SSS]
TRIANGLE CONGRUENCE**

18. Two triangles are said to be congruent if all three sides in one triangle are congruent to the corresponding sides in the other.

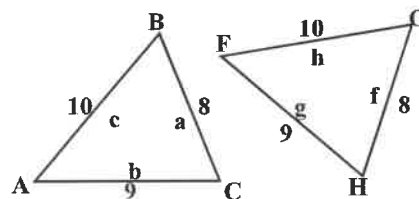


Figure 2

In Figure 2 we say that:

$$\triangle ABC \cong \triangle FGH$$

19. The two triangles are congruent since the corresponding pairs of sides are congruent: $a = f$; $b = g$; and $c = h$.

**SIDE – ANGLE – SIDE [SAS]
TRIANGLE CONGRUENCE**

20. Triangles are congruent if any pair of corresponding sides and their *included* angles are equal in both triangles

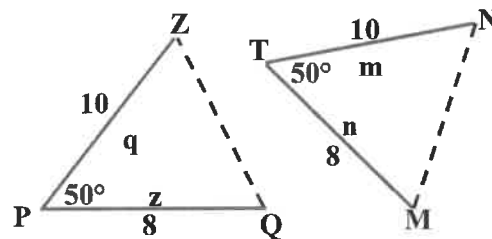


Figure 3

21. The two triangles are congruent, $\triangle PZQ \cong \triangle TMN$, since the corresponding pairs of sides are congruent and the angle included between those sides are congruent:

$$q = m ; z = n ; \text{ and } \angle P \cong \angle T.$$

OPTIONAL

Mr F

**ANGLE – SIDE – ANGLE [ASA]
TRIANGLE CONGRUENCE**

22. Triangles are congruent if any pair of corresponding angles and their *included* sides are equal in both triangles.

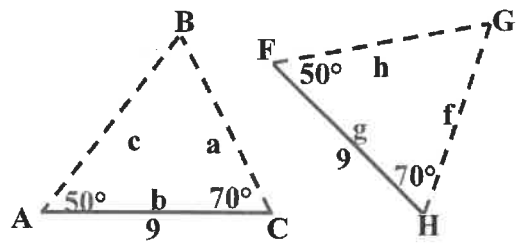


Figure 4

23. The two triangles are congruent, $\triangle ABC \cong \triangle FGH$, since the corresponding angle pairs are congruent and the side included between those angles are congruent:

$\angle A \cong \angle F$; $\angle C \cong \angle H$; and $b \cong g$

**ANGLE – ANGLE – SIDE [AAS]
TRIANGLE CONGRUENCE**

24. Triangles are congruent if two pairs of corresponding angles and a pair of opposite sides are equal in both triangles.

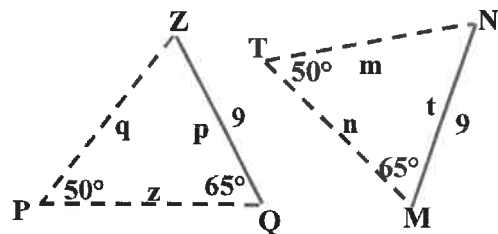


Figure 5

By opposite we mean opposite to either given angle, in other words a non-included side.

25. $\triangle PZQ \cong \triangle TMN$ since corresponding angles $\angle P \cong \angle T$; $\angle Q \cong \angle M$; and the non-included sides p and t are congruent.

(Can you see from logic that this AAS law is really a bit *pedantic*? It really is just the ASA law combined with triangle sum of corners = 180° law!)

**ALTERNATE WAY OF SHOWING
CORRESPONDING ANGLES AND SIDES**

26. Sometimes to show *what* matches (corresponds) *with what* we use tick marks and symbols as indicated at right. The sides are not necessarily congruent however.

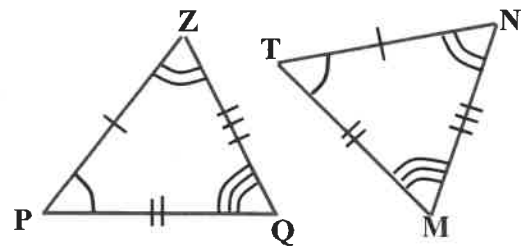


Figure 6

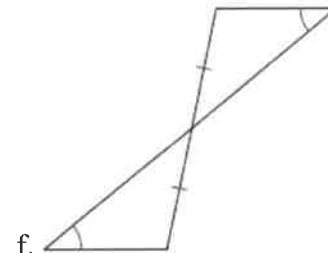
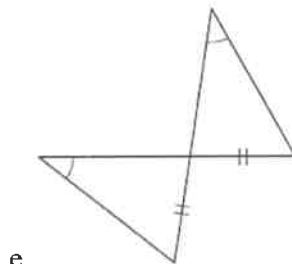
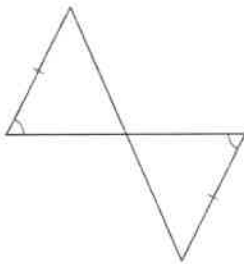
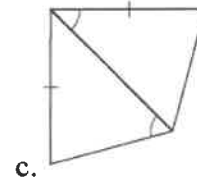
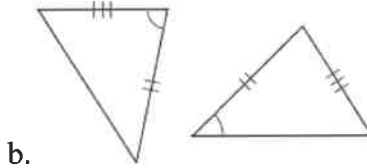
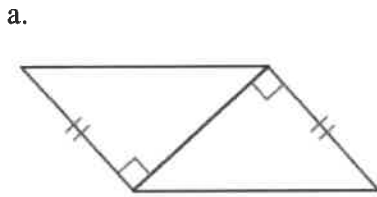
CONGRUENCE EXAMPLES

27. State whether the triangles are congruent and why (by which 'law'). Here, similar tick marks on sides or angles indicate that the sides or angles are congruent.

OPTIONAL

Mr F

OPTIONAL

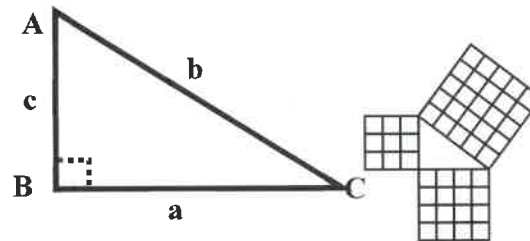


28. **TRIGONOMETRY Introduction.** Recall from Grade 9 and 10 that Trigonometry is just the study of the measurements (*..metry*) of three (*tri...*) sided (*..gon..*) figures. *ie:* The study of triangles. Once you understand triangles you understand every possible shape.

29. **Review of Pythagorean Theorem.**

“ the square on the longest side (‘hypotenuse’) of a right-angle triangle equals the sum of the squares on the other two sides”

[Pythagoras of Samos: 580BC – 500BC]



in the diagram at right then

$b^2 = a^2 + c^2$; where **b** is the hypotenuse by itself.

Recall that the hypotenuse is always across from the 90° corner.

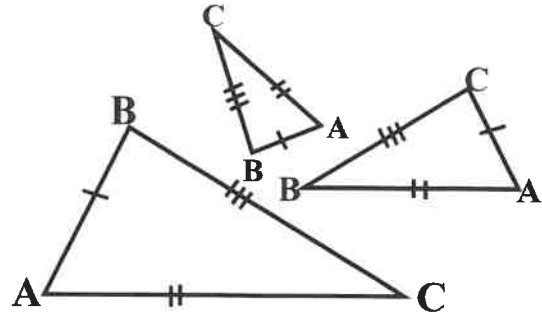
Recall how we **label parts of triangles**. Sides are little letters across from their corresponding capital letter corner. So angle A has side 'a' across from it, side 'b' has angle B across from it, etc.

REVIEW OF SIMILAR TRIANGLES

30. Consult your notes or resources from prior grades to refresh your concept of similar triangles. If you understood similar triangles then trigonometry is so much easier to understand. A very quick review follows.

Similar Triangles (Review from Grade 9 and 10)

31. Triangles are called '*similar*' if they have the same shape. The three triangles in the diagram to the right are similar triangles. They have the same shape (the same corner angles) and corresponding sides are *proportional* in length.



32. Further, if you know at least three parts of a triangle including at least one side then you know the shape **and the size** of that triangle.

'Corresponding' sides of similar triangles are marked with similar number of 'tick' marks

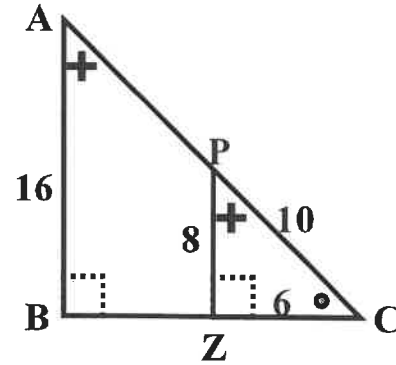
Similar Triangles Calculation

33. Triangles **ABC** and **PZC** are '*similar*'. They have the same corner angles at **C**. They both have a **90° corner** and therefore the left over angles at **A** and **P** are the same. The three angles the same makes them similar. Consequently their *corresponding sides* are *proportional*.

$$\frac{AB}{PZ} = 2; \quad \frac{AC}{PC} = 2; \quad \frac{BC}{CZ} = 2$$

So side **AC** must be **20** and side **BC** must be **12**.

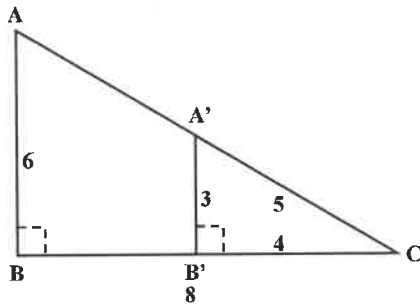
Triangles **ABC** and **PZC** are '*similar*' can be written as ' $\Delta ABC \sim \Delta PZC$ ' in basic notation.



$\frac{16}{8} = \frac{20}{10} = \frac{12}{6} = 2$. All parts of the '**mommy**' triangle are just twice the '**baby**' triangle parts.

34. You try a few:

- a. Find all the missing line segments in this figure.



Our Solution:

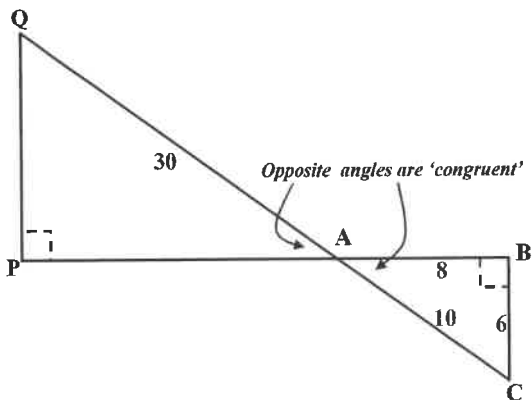
(notice that we sometimes use B and B' to mark corresponding corners. B' is pronounced "B prime")

This could be rafters in a house or girders in a bridge!

- Find AC: _____
 Find BC: _____
 Find AA': _____
 Find BB': _____

- b. Find Length PQ and Length AP of these similar triangles.

Our Solution:



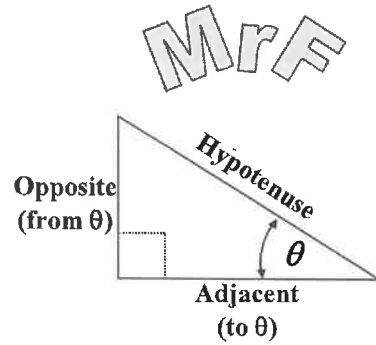
$\triangle ABC$ and $\triangle APQ$ are similar ($\triangle ABC \sim \triangle APQ$) since they have all three of the same angles.

REVIEW OF THE TRIGONOMETRIC RATIOS OF RIGHT ANGLE TRIANGLES

40. **Naming parts of a right triangle.** We give the six measures of right triangles names using letters as above. We can also name them relative to a given acute corner angle as below.

41. Earthlings named certain comparisons of the sides of a triangle as the following 'ratios':

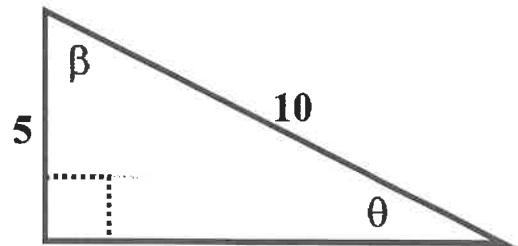
- a. **tangent** of angle $\theta = \frac{\textit{Opposite}}{\textit{Adjacent}}$
- b. **sine** of angle $\theta = \frac{\textit{Opposite}}{\textit{Hypotenuse}}$
- c. **cosine** of angle $\theta = \frac{\textit{Adjacent}}{\textit{Hypotenuse}}$



SOH CAH TOA

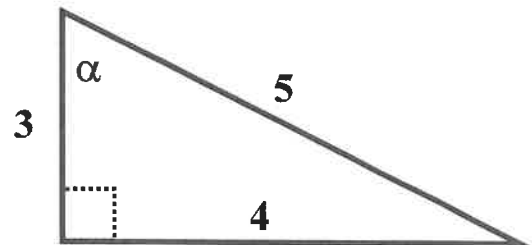
42. **Example 1.** Find the following trigonometric ratios for the triangle. Express as a decimal also.

- a. $\sin \theta =$
- b. $\cos \beta =$



43. **Example 2.** Find the following trigonometric ratios for the triangle. Express as a decimal also.

- a. $\sin \alpha =$
- b. $\cos(\alpha) =$
- c. $\tan \alpha =$



Knowing any or all of the trigonometric ratios of a right triangle tells you exactly its shape! You can readily draw any right angle triangle by knowing any or all of its trig ratios.

GREEK ALPHABET

44. Notice that often mathematicians prefer to use letters of the Greek alphabet to represent the measure of an angle. The most frequently used letters for angles are: ' θ ' Theta; ' α ' Alpha; and ' β ' Beta.

MrF

45. Using a calculator to find a trig ratio from a given angle. Find the trigonometric ratio (to four decimal places) for the given angles.

a. $\tan(30^\circ)$

0.5773

d. $\tan(47^\circ)$

1.0724

b. $\sin(30^\circ)$

0.5000

e. $\cos(72^\circ)$

0.3090

c. $\cos(30^\circ)$

0.8660

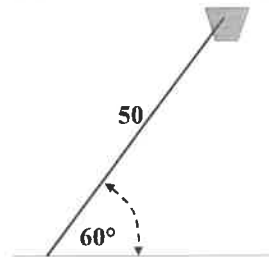
f. $\sin(63^\circ)$

0.8910

Make sure your calculator shows it is in 'degree mode' so that it uses angles measured in degrees. There is generally a **DRG button that selects what units are used for angle calculations on your calculator.

** You may also like to use the tables of trigonometric ratios that I have prepared for you at the back of these notes as an appendix if you have no calculator. We used tables calculated by our ancestors for a couple thousand years before calculators were invented!

46. **Solving triangle problem 1.** Jason is flying his kite, His string is 50 meters long and the string makes an angle of 60° with the flat ground. How high up is the kite above the ground? (do not include that Jason is 1.5 meters tall)



$$\sin(60) = \frac{\text{height}}{50}$$

$$\therefore h = 50 \sin(60) = 50 * 0.866 = 43.3$$

Ans: **43.3** meters up

47. **Inverse trigonometric functions.** The trig functions give a trigonometric *value* for a related given *angle*. The 'inverse trig' functions work backwards of that: they provide an *angle* for a related given trigonometric *value*.

	Trig function		
°	sin	cos	tan
30	0.5000	0.8660	0.5774
35	0.5736	0.8192	0.7002
45	0.7071	0.7071	1.0000
50	0.7660	0.6428	1.1918
	Inverse Trig function		

48. Use your calculator to find the following:

a. $\cos^{-1}(.707) =$

b. $\sin^{-1}(.500) =$

c. $\arctan(1.1918) =$

d. $\cos(45^\circ) =$

e. $\sin(30^\circ) =$

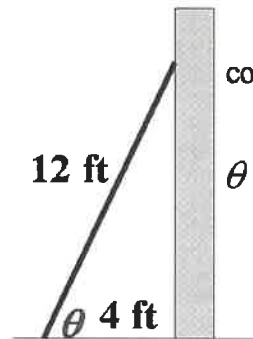
f. $\tan(50^\circ) =$

g. $\arcsin(0.5) =$

h. $\tan(45^\circ) =$

i. $\arccos(2.5) =$

49. **Solving Triangle Problem 2.** A ladder leans against a wall. The ladder is 12 feet long and its feet are 4 feet from the wall. At what angle, θ , measured from the foot of the ladder is it leaning against the wall?



$$\cos(\theta) = \frac{Adj}{Hyp} = \frac{4}{12} = \frac{1}{3} = 0.333$$

$$\theta = \cos^{-1}(0.333) = 70.5^\circ$$

Ans: 70.5°

*This is all
GR10 & GRADE 11
stuff still.*

SOLVING TRIANGLES THAT ARE NOT RIGHT ANGLE TRIANGLES

There are six parts to a triangle: three sides and three corner angles. If you know any three parts of a triangle you can figure out the rest! Even if it is not a right angle triangle! (except for one case, can you figure out my little fib!?)

50. **The Cosine Law.** The cosine law can sometimes be used to solve a triangle given three other measures of a triangle. The 'cosine law' is expressed mathematically as:

$$a^2 = b^2 + c^2 - 2bc \cos(A) \text{ where it is assumed that side little } a, \text{ is opposite from angle big } A.$$

51. In words the cosine law says that the square of an unknown side is equal to the sum of the squares of the other two sides less twice the product of the other two sides multiplied with the cosine of the angle between those two sides. Easy! lol.

52. ~~The proof of this law will be left as an after class exercise for those interested.~~

53. **Use of the Cosine Law.** The cosine law is used under two conditions:

- a. given two sides of a triangle and the '*included angle*' between them to find the side opposite from the given included angle; or
- b. given all three sides of a triangle to find any and all corner angles.

54. **Example:** Find side c given: $a = 4$;
 $b = 4$; and the angle between them ($\angle C$) = 60°

$$c^2 = a^2 + b^2 - 2*a*b*\cos(\angle C)$$

Evaluate (ie: plug in)

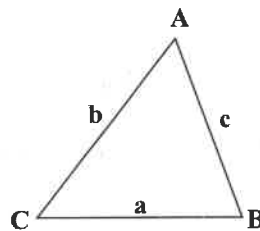
$$c^2 = (4)^2 + (4)^2 - 2(4)(4)\cos 60^\circ$$

$$c^2 = 16 + 16 - 32*0.5$$

$$c^2 = 32 - 16$$

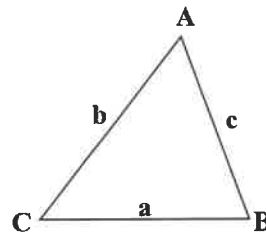
$c^2 = 16$ so take the square root of both sides:

$$c = 4$$



55. **You Try.** Find side c given: $a = 5$;
 $b = 7$; and the angle between them ($\angle C$) = 45°

$$c^2 = a^2 + b^2 - 2*a*b*\cos(\angle C)$$



56. You might notice that the diagrams of the triangles above are not drawn accurately or to scale. If you are given values for the sides use them even though the diagram does not look like those are the lengths of the sides.

57. Changing the formula for finding different sides. The formula works regardless of what names you give your parts of the triangle. Provided you label the sides and corners in the normal manner then all three of these formulas are valid:

$$a. \quad a^2 = b^2 + c^2 - 2bc \cdot \cos(A)$$

$$b. \quad b^2 = a^2 + c^2 - 2ac \cdot \cos(B)$$

$$c. \quad c^2 = a^2 + b^2 - 2ab \cdot \cos(C)$$

When you 'compose your formula' just make sure that:

- The side you want is by itself on the left of the '=' in the formula
- The other two sides follow the pattern of the formula on the right of the '='.
- The angle *across from the side* you want is in the cosine at the end of the formula. So if you are looking for side little 'b' then big 'B' will be the angle at the end.

58. **Solving sides of obtuse triangles.** The cosine law works for obtuse triangles also. Obtuse triangles have an angle that is more than 90° .

59. **Example for Obtuse Triangle.**

$$b^2 = a^2 + c^2 - 2 \cdot a \cdot c \cdot \cos(B)$$

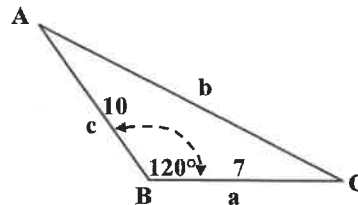
$$b^2 = (7)^2 + (10)^2 - 2(7)(10)(-0.5)$$

$$b^2 = 49 + 100 - (-70)$$

Subtracting a negative is the same as adding

$$b^2 = 149 + 70 = 219$$

$$b = \sqrt{219} \approx 14.8$$



Notice when you take the cosine of an angle greater than 90° you can get a negative number!

60. **Finding any angle given three sides of a triangle.** The cosine formulae can be used to find all three angles of a triangle given all three sides.

Example: (triangle at right)

Find angle C

$$c^2 = a^2 + b^2 - 2 \cdot a \cdot b \cdot \cos(C)$$

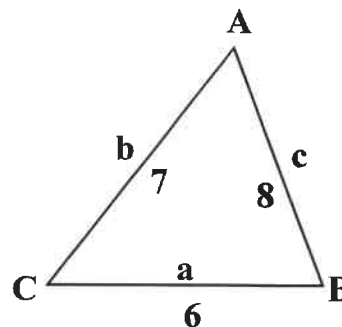
$$8^2 = 6^2 + 7^2 - 2(6)(7)\cos(C)$$

$$64 = 36 + 49 - 84 \cdot \cos(C)$$

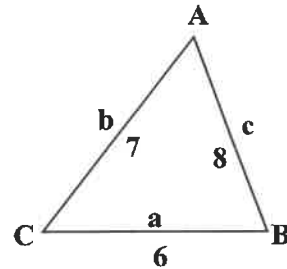
$$64 = 85 - 84 \cdot \cos(C)$$

$$-21 = -84 \cdot \cos(C)$$

$$\frac{-21}{-84} = \cos(C) \quad \therefore \angle C = \cos^{-1}(0.25) = 75^\circ$$



61. You notice the formula works quite nicely, it just takes a *bit* of algebra to solve for the angle. You try finding angle A and B of the triangle.



THE SINE LAW

62. The sine law is the other law that works on triangles that are not right-angle. If the cosine law does not work, the sine law will. Further with these two laws: cosine law and sine law, once you are given **any three parts** of a triangle you can **figure out the other three parts**. (except for one case).

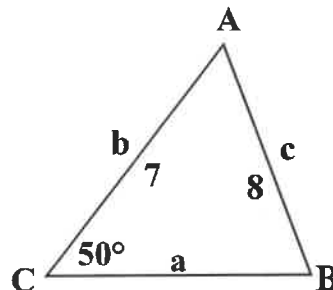
63. The sine law is actually three separate and equal proportions which we show like this:

$$\frac{a}{\sin A} = \frac{b}{\sin B} = \frac{c}{\sin C}; \text{ the proof of this law will be given if time permits.}$$

64. **Example of Sine Law.** Given the triangle at right find the measure of angle B.

$$\frac{a}{\sin A} = \frac{b}{\sin B} = \frac{c}{\sin C}$$

$$\frac{a?}{\sin A?} = \frac{7}{\sin B?} = \frac{8}{\sin 50^\circ}$$



Select the pair that will solve for B

$$\frac{7}{\sin B} = \frac{8}{\sin 50^\circ} \text{ so rearranging by cross}$$

multiplying or algebra:

$$\sin B = \frac{7 * \sin 50^\circ}{8} = 0.6703$$

$$\angle B = \sin^{-1}(0.6703) = 42.1^\circ$$



So obviously $\angle A$ must be 87.9° now (sum of interior angles of a triangle rule!)

65. Now you find side 'a' above given that $\angle A = 87.9^\circ$.

Of course there are lots of readily available apps to do this stuff too!

IMPOSSIBLE TRIANGLES

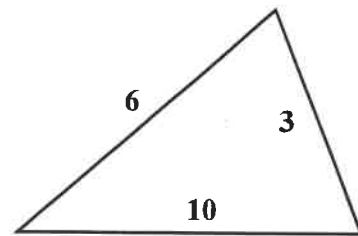
66. Be careful with triangle problems, especially those involving the Sine Law. It is readily possible to contrive impossible triangles when given two angles and a side or even when given all three sides.

'TRIANGLE INEQUALITY' EXAMPLE

67. Can you see that this triangle is impossible for the given side lengths?

Have you ever tried to make a triangle where one side was longer than the sum of the other two sides?

Of course if we always drew our triangles nicely to scale we would readily notice this, but we seldom actually draw triangles to proper relative scale.



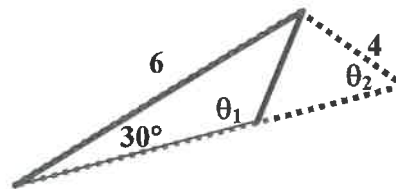
Make sure that the sum of any two sides is longer than the remaining side!

OPTIONAL ↓ AMBIGUITY CASE WITH SINE LAW

69. There is a special case of ambiguity (meaning 'uncertain') when *two sides and a non-included angle* are given. What can happen is that there are two answers! So you are uncertain which answer is correct; but in fact both of them are correct. **Technically you are not required to know the ambiguous case of the sine law** in Essential Math, but you will encounter it in related support resources so it is presented here regardless.

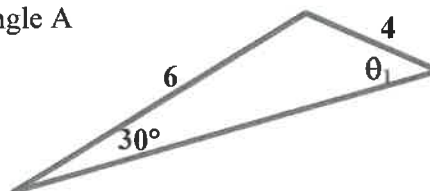
70. Given a triangle that has a side of 4 and an angle opposite from that side of 30° and another side of length 6, find the angle, θ , opposite the 6.

71. Sketch the problem! You will discover there are two possible triangles that match that description!!



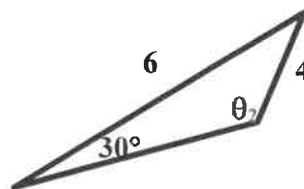
Triangle A

72. A calculator will tell you Triangle A has a corner angle θ such that $\theta = \sin^{-1}(3/4)$. So that $\theta = 48.6^\circ$



73. But did you know there is another angle that has a sine of $3/4$. That angle is $(180 - 48.6)$ or 131.4°

Triangle B



CONDITIONS FOR AMBIGUOUS CASE SOLUTIONS

74. Ambiguous means: 'having more than one meaning'. The ambiguous case where there are two possible triangles that will satisfy a certain description will happen **only** if you are given two sides and a non-included angle. Just think of sticking your fishing rod in between two rocks at a certain angle and your rod and fishing line being a certain length. The line fishing line could be drifted in or it could be drifted out.

OPTIONAL.

Some more worked examples

EXAMPLE 1

75. Label the triangle with letters.
Select the cosine law since the problem is two sides given with an included angle between them.

In this case with the letters used here:

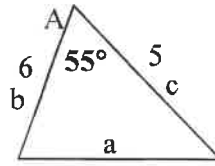
$$a^2 = b^2 + c^2 - 2bc \cdot \cos(A)$$

$$a^2 = (6)^2 + (5)^2 - 2(6)(5) \cdot \cos(55^\circ)$$

$$a^2 = 12 + 10 - 30 \cdot 0.574$$

$$a^2 = 22 - 17.2 = 4.8$$

$$c = \sqrt{4.8} \approx 2.2$$



Hint: When evaluating; always substitute in using brackets to preclude confusion.

EXAMPLE 2 COSINE LAW – OBTUSE TRIANGLE

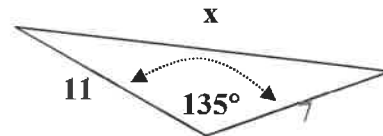
76. No matter how you label your triangle and write down the formula you will get:

$$x^2 = (7)^2 + (11)^2 - 2(7)(11)\cos(135^\circ)$$

$$x^2 = 49 + 121 - 154 \cdot (-0.707)$$

$$x^2 = 170 + 108.9 = 278.9$$

$$x = \sqrt{278.9} \approx 16.7$$



Note: Don't forget subtracting the negative is the same as adding. The cosine of an obtuse angle is negative.

Hint: if you came up with an answer of 22 for x would that make sense?

EXAMPLE 3 – FINDING AN ANGLE USING COSINE LAW

77. Possible when given all three sides of a triangle.

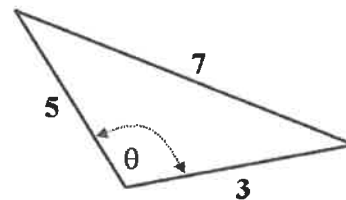
Label your triangle with letters

Depending on how you label your triangle your formula will eventually read:

$$7^2 = (3)^2 + (5)^2 - 2(3)(5) \cdot \cos(\theta)$$

Notice we selected the formula so that the side opposite the unknown angle is alone on the left of the '='.

Simplifying and solving with algebra



$$49 = 9 + 25 - 30 \cdot \cos(\theta)$$

$$49 = 34 - 30 \cdot \cos(\theta)$$

$$15 = -30 \cdot \cos(\theta)$$

$$-0.5 = \cos(\theta) \text{ (Notice the negative sign)}$$

$$\theta = \cos^{-1}(-0.5) = 120^\circ$$

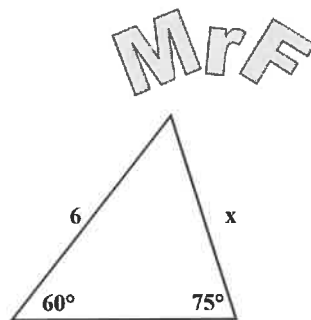
Sine Law – Finding a Side

78. Label your triangle with letters. Set up the formulae:

$$\frac{a}{\sin A} = \frac{b}{\sin B} = \frac{c}{\sin C}$$

Regardless how you label them select a pair so that you have the unknown and three givens and you will get:

$$\frac{6}{\sin 75^\circ} = \frac{x}{\sin 60^\circ}$$



$$\text{so } x = \frac{6 * \sin 60^\circ}{\sin 75^\circ} \cong 5.38$$

Widest angles should have longest opposite sides!

Sharpest angles should have shortest opposite sides!

Sine Law finding an Angle.

79. Label your triangle with letters. Set up the formulae:

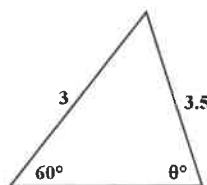
$$\frac{a}{\sin A} = \frac{b}{\sin B} = \frac{c}{\sin C}$$

Regardless how you label them select a pair that you can have an unknown and you will get:

$$\frac{3}{\sin \theta} = \frac{3.5}{\sin 60^\circ} \text{ so isolate the } \sin \theta \text{ using algebra.}$$

$$\cancel{\sin \theta} \frac{3}{\cancel{\sin \theta}} = \frac{3.5}{\sin 60^\circ} \sin \theta$$

$$\frac{\sin 60^\circ}{3.5} * 3 = \frac{\cancel{3.5}}{\cancel{\sin 60^\circ}} \sin \theta * \frac{\cancel{\sin 60^\circ}}{\cancel{3.5}}$$



$$\text{so: } \sin \theta = \frac{3 \sin 60^\circ}{3.5} = \frac{3 * 0.866}{3.5} = 0.742$$

$$\text{so } \theta = \sin^{-1}(0.742) = 47.9^\circ$$

GEOMETRY INTRODUCTION

This portion of the unit is about the Geometry of Polygons (multi-sided shapes, not just three - sided shapes).

You will likely be familiar with some basic geometry from prior grades and some circle Geometry from Grade 9.



POLYGONS

'Polygons' are 'many-angled' figures made of straight sides. 'Poly' means many; 'gon' is related to 'angle' in ancient Greek (likely the word 'knee' in greek)

Polygons are made up several line segments that meet and terminate at vertices and form multiple angles.

Notice we use the standard way to show line segments and angles.

Name the three other vertices:

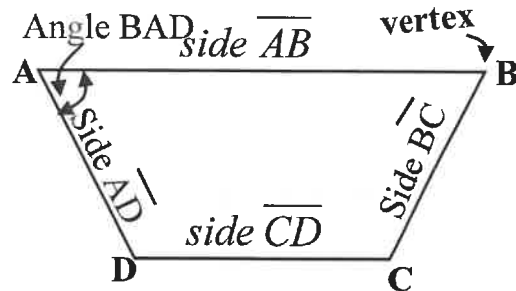
_____ $B, C, D.$

Name the three other angles:

_____ $\angle B, \angle C, \angle D$

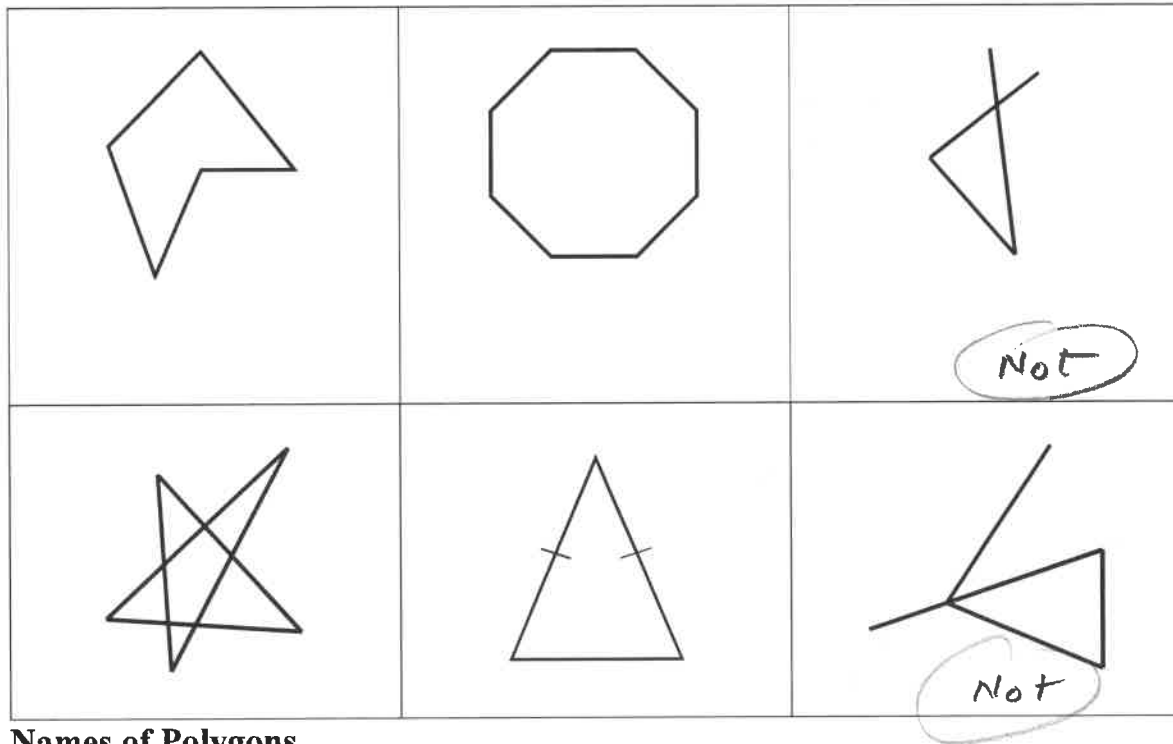
OR.

$\angle ABC, \angle BCD, \angle ADC$



Polygons are 'closed'. Every line segment terminates at a vertex.

Which of these are polygons and which are not?



Names of Polygons

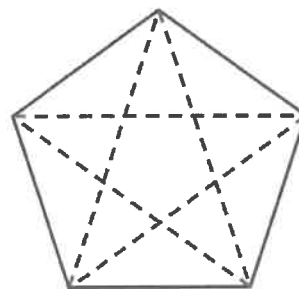
The number of sides (or angles) determines the name of the polygon

n: N-gon	3:Triangle	4:Quadrilateral	5:Pentagon	6:Hexagon
7: Heptagon	8:Octagon	10:Decagon	12:Dodecagon	etc.

Other naming conventions to describe polygons:

Simple polygons do not cross themselves. **Complex polygons** do cross. We tend to study only simple polygons in these notes.

(A complex pentagram inscribed inside a simple polygon →)



convex polygons have all interior angles less than 180° ; otherwise they are concave.

cyclic polygons can be inscribed inside a circle (every vertex of the polygon on the circumference of a circle)

regular polygons; all interior angles are congruent and all sides are congruent. Otherwise they are called irregular.

Equiangular polygons: all angles are the same

Equilateral polygons: all sides are the same

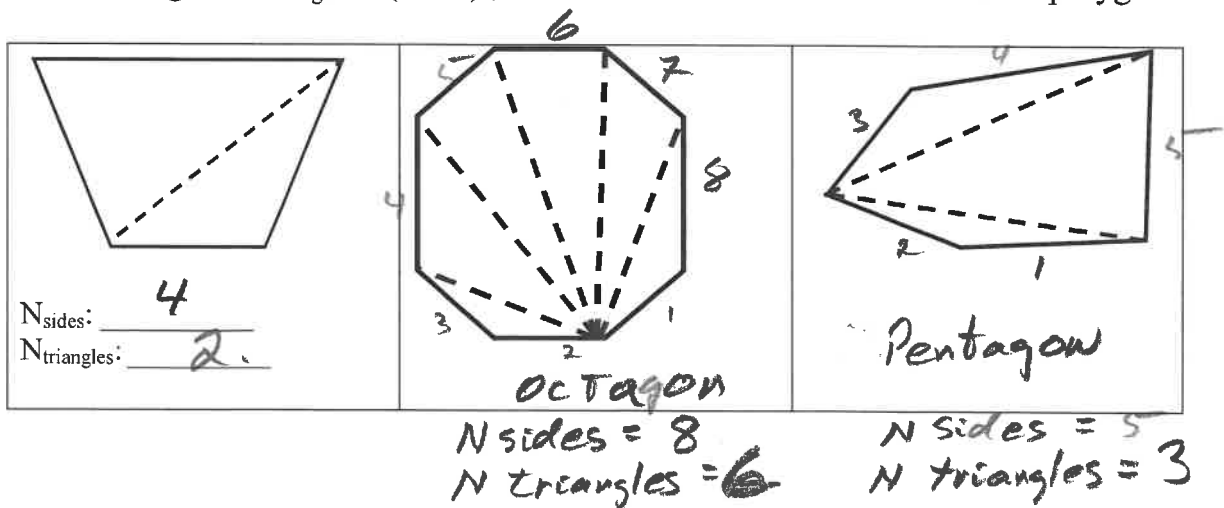
We will generally only study simple and convex polygons

Diagonals. A diagonal is a line that cuts a figure (like *disect*). A diagonal connects the vertices (corners) of a polygon.

Number of Triangles in a Polygon

The number of triangles that can be used to make a simple convex polygon using one vertex to make diagonals to the other vertices of a convex polygon there is a simple formula:

nbr of triangles, $N_{\text{triangles}} = (n - 2)$; where **n** is the number of sides of the polygon.



Sum of the interior angles of a polygon (Angle Sum Theorem).

The sum of the interior angles of a polygon is given by

$$\text{Sum} = (n - 2) * 180^\circ$$

This evident since from previous studies of the triangle you are aware that the sum of the interior angles of a triangle is 180° .

The number of Diagonals in a simple polygon

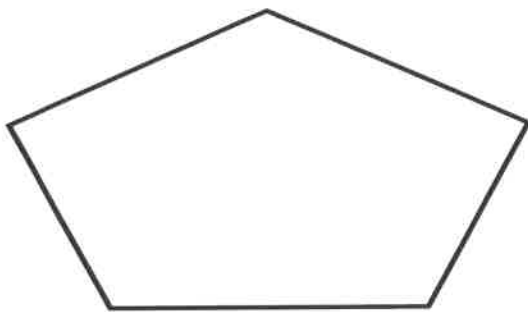
Here is a neat pattern! Can you see why it works? Figure out why the formula works.

The number of diagonals in a simple convex polygon is

$$N_{\text{diagonals}} = \frac{1}{2} * n * (n - 3); \text{ where } n \text{ is the number of sides.}$$

Can you see why the formula works using basic problem solving techniques or some of the skills you learned in probability or problem solving?

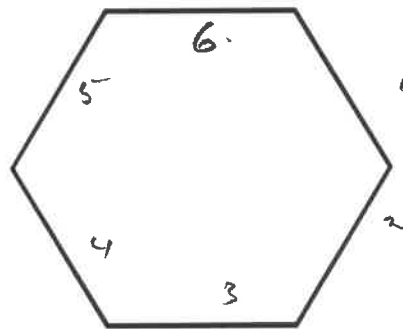
How many diagonals in these simple polygons below?



Irregular Pentagon

$$N_{\text{diagonals}} = \underline{\quad 5 \quad}$$

$$\frac{1}{2} * 5 * 2$$



Regular Hexagon

$$N_{\text{diagonals}} = \underline{\quad 9 \quad}$$

Perimeter of a **regular** polygon (equi-lateral and equi-angular)

The perimeter of a **regular** polygon are easy to find.

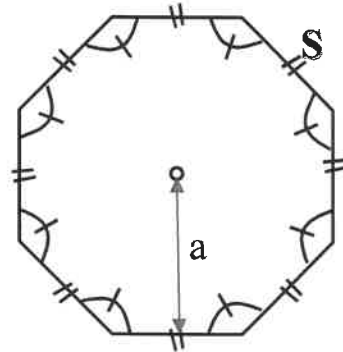
$$\text{Perimeter} = n * s;$$

perimeter is the number of sides, n , times 's' the length of a side.

Perimeter. What is the perimeter of this ? \longrightarrow

Area. There is a *real cool* formula for the area too!

Area = $\frac{a * p}{2}$; where a is the 'apothem' and p is the perimeter.



Want to go real crazy?? If you do not know the 'a', you can calculate it:

Apothem, a , = $\frac{s}{2 \tan(\frac{180}{n})}$; where s is a side length, n is the number of sides.

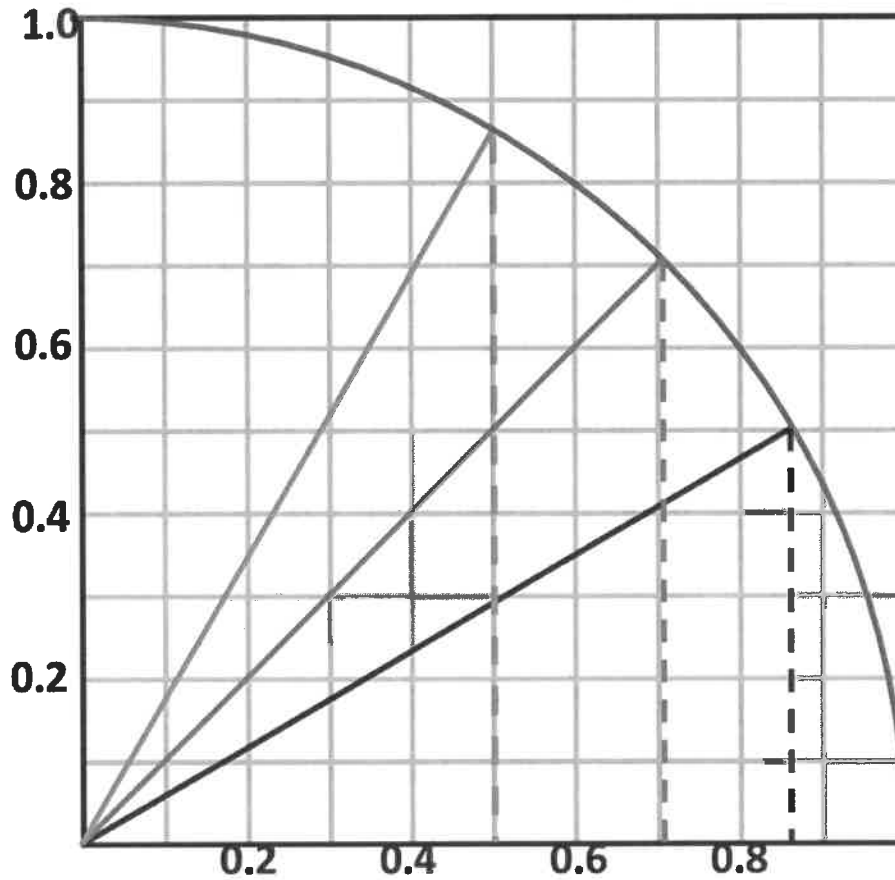
PROPERTIES OF PARALLELOGRAMS

To be continued. Exercises to be done in class. Add your own notes here for now.

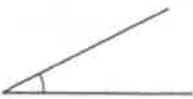
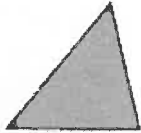
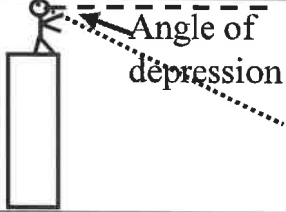
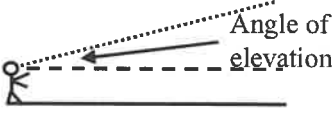
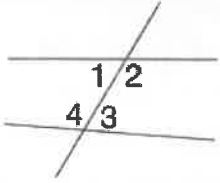
\hookrightarrow use the WORKBOOK
for the unit and your
geometry knowledge !!

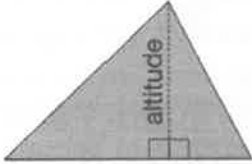
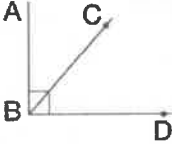

TRIGONOMETRIC RATIOS AS CENTRAL ANGLES ON THE ARC OF A CIRCLE


If you did not like studying triangles, maybe this sector of a circle will help! Get your teacher to explain this. This is actually much easier to understand and to estimate the trigonometric ratios. It turns out that the **sine** of an angle is just how **high up** you are on the circle, the **cosine** is just how far to the **right** you are on the circle, and the tangent is just how high up you are on the very right edge of the diagram! omg.

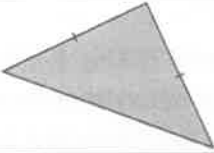


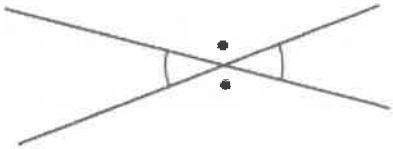
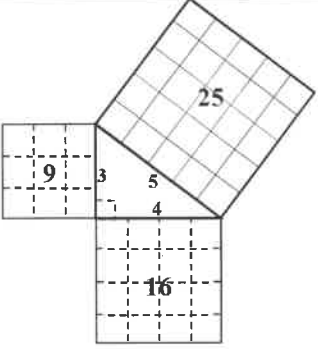


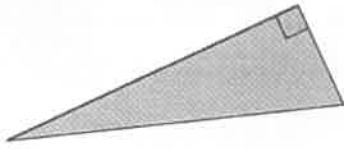
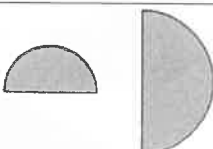
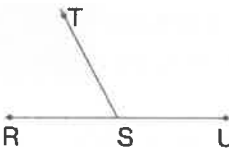
APPENDIX A – TRIGONOMETRY GLOSSARY (GRADE 10 NOTES)

<p>acute angle</p>	<p>an angle measuring less than 90°</p> 
<p>acute triangle</p>	<p>a triangle with all three acute angles</p> 
<p>Angle of depression:</p>	<p>the angle formed between the horizon line and the line of sight to the object, which is below the observer's eye.</p> 
<p>Angle of elevation</p>	<p>the angle formed between the horizontal plane and the line of sight to the object, which is above the observer's eye.</p>  <p><i>Notice if you are looking down at someone and they are looking up at you that your angle of depression to them is their angle of elevation to you!</i></p>
<p>alternate angles</p>	<p>angles that are between two lines and are on opposite sides of a transversal that cuts the two lines</p> <p>Angles 1 and 3 are alternate angles Angles 2 and 4 are alternate angles.</p> <p>Angles 1 and 3 are alternate angles. Angles 2 and 4 are alternate angles.</p> 

altitude	<p>the perpendicular distance from the base of a figure to the opposite side or vertex; also the height of an aircraft above the ground</p>  <p>altitude is always measured perpendicular to some base line</p>
complementary angles	<p>two angles whose sum is 90° $\angle ABC$ and $\angle CBD$ are complementary angles.</p>  <p>$\angle ABC$ and $\angle CBD$ are complementary angles.</p>
congruent	<p>figures that have the same size and shape, but not necessarily the same orientation</p> 
corresponding angles in similar triangles	<p>two angles, one in each triangle, that are equal (congruent) and 'match up' to each other.</p>
cosine	<p>for an acute $\angle A$ in a right triangle, the ratio of the length of the side adjacent to $\angle A$, to the length of the hypotenuse</p> $\cos(\angle A) = \frac{\text{length of side adjacent to } \angle A}{\text{length of hypotenuse side}} = \frac{\text{adj}}{\text{hyp}}$
domain of a function	<p>the set of x-values (or valid input numbers) represented by the graph or the equation of a function</p>

equilateral triangle	a triangle with three equal sides	
function	<p>An expression that performs an operation on a given number: Eg: the function 'f(x)' or 'f of x' or 'f at x' given by:</p> $f(x) = 2x + 5$ <p>just takes any given number 'x' doubles it and then adds five.</p>	
Inverse trig function	<p>The inverse trigonometric functions of \sin^{-1}, \cos^{-1}, and \tan^{-1} 'undo' their respective functions. They tell you the angle that goes with any particular trigonometric ratio.</p> <p>Example: if you want to know what the angle θ for a corner that has a sine of 0.5 you use:</p> <p>The angle θ is $= \sin^{-1}(0.5)$;</p> <p>and it tells you the angle is 30 degrees.</p> <p>Also called arc sin, arccos, and arctan.</p>	
irrational number	<p>a number that cannot be written in the form m/n where m and n are integers ($n \neq 0$).</p> <p>Eg: $\sqrt{2}, \sqrt{5}, \pi, \dots$</p>	
isosceles acute triangle	a triangle with at least two equal sides and all angles less than 90°	
isosceles obtuse triangle	a triangle with at least two equal sides and one angle greater than 90°	
isosceles right triangle	a triangle with two equal sides and a 90° angle	

isosceles triangle	a triangle with at least two equal sides 
legs of a right angle triangle	the sides of a right triangle that form the right angle
obtuse angle	an angle greater than 90° and less than 180° 
obtuse triangle	a triangle with one angle greater than 90° . 
opposite angles	the equal angles that are formed by two intersecting lines. (Also called vertical angles for some reason) 
plane geometry	the study of two-dimensional figures; that is, figures drawn or visualized on a plane
proportion	a statement that two ratios are equal
Pythagorean Theorem	<p>for any right triangle, the area of the square on the hypotenuse is equal to the sum of the areas of the squares on the other two sides</p> <p>or symbolically: $c^2 = a^2 + b^2$; provided c is the hypotenuse.</p> 
radical	the root of a number; for example, $-\sqrt{400}$, $\sqrt[3]{5}$, and so on

range of a function	the set of y-values (or output numbers) represented by the graph or the equation of a function
right angle	a 90° angle.
right triangle	a triangle that has one right angle angle 
scalene triangle	a triangle with no two sides equal
similar figures	figures with the same shape, but not necessarily the same size 
sine	for an acute $\angle A$ in a right triangle, the ratio of the length of the side opposite $\angle A$, to the length of the hypotenuse $\sin(\angle A) = \frac{\text{length of side opposite to } \angle A}{\text{length of hypotenuse side}} = \frac{\text{opp}}{\text{hyp}}$
square of a number	the product of a number multiplied by itself; for example, 25 is the square of 5.
square root	a number which, when multiplied by itself, results in a given number; for example, 5 and -5 are the square roots of 25. A 'square root' undoes a 'square'!
Sum of angles in a triangle	One of the important properties of a triangle. The sum of the angles in a triangle is 180° . Proved in Grade 9.
supplementary angles	two angles whose sum is 180°  $\angle RST$ and $\angle TSU$ are supplementary angles.

tangent	for an acute $\angle A$ in a right triangle, the ratio of the length of the side opposite $\angle A$, to the length of the side adjacent to $\angle A$ $\tan(\angle A) = \frac{\text{length of side opposite to } \angle A}{\text{length of side adjacent to } \angle A} = \frac{\text{opp}}{\text{adj}}$
----------------	---

APPENDIX B: TRIGONOMETRIC VALUES FOR ANGLES 0° TO 90°

Angle	Sin	Cos	Tan	Angle	Sin	Cos	Tan
0	0	1	0	46	0.7193	0.6947	1.036
1	0.0175	0.9998	0.0175	47	0.7314	0.6820	1.072
2	0.0349	0.9994	0.0349	48	0.7431	0.6691	1.111
3	0.0523	0.9986	0.0524	49	0.7547	0.6561	1.150
4	0.0698	0.9976	0.0699	50	0.7660	0.6428	1.192
5	0.0872	0.9962	0.0875	51	0.7771	0.6293	1.235
6	0.1045	0.9945	0.1051	52	0.7880	0.6157	1.280
7	0.1219	0.9925	0.1228	53	0.7986	0.6018	1.327
8	0.1392	0.9903	0.1405	54	0.8090	0.5878	1.376
9	0.1564	0.9877	0.1584	55	0.8192	0.5736	1.428
10	0.1736	0.9848	0.1763	56	0.8290	0.5592	1.483
11	0.1908	0.9816	0.1944	57	0.8387	0.5446	1.540
12	0.2079	0.9781	0.2126	58	0.8480	0.5299	1.600
13	0.2250	0.9744	0.2309	59	0.8572	0.5150	1.664
14	0.2419	0.9703	0.2493	60	0.8660	0.5000	1.732
15	0.2588	0.9659	0.2679	61	0.8746	0.4848	1.804
16	0.2756	0.9613	0.2867	62	0.8829	0.4695	1.881
17	0.2924	0.9563	0.3057	63	0.8910	0.4540	1.963
18	0.3090	0.9511	0.3249	64	0.8988	0.4384	2.050
19	0.3256	0.9455	0.3443	65	0.9063	0.4226	2.145
20	0.3420	0.9397	0.3640	66	0.9135	0.4067	2.246
21	0.3584	0.9336	0.3839	67	0.9205	0.3907	2.356
22	0.3746	0.9272	0.4040	68	0.9272	0.3746	2.475
23	0.3907	0.9205	0.4245	69	0.9336	0.3584	2.605
24	0.4067	0.9135	0.4452	70	0.9397	0.3420	2.747
25	0.4226	0.9063	0.4663	71	0.9455	0.3256	2.904
26	0.4384	0.8988	0.4877	72	0.9511	0.3090	3.078
27	0.4540	0.8910	0.5095	73	0.9563	0.2924	3.271
28	0.4695	0.8829	0.5317	74	0.9613	0.2756	3.487
29	0.4848	0.8746	0.5543	75	0.9659	0.2588	3.732
30	0.5000	0.8660	0.5774	76	0.9703	0.2419	4.011
31	0.5150	0.8572	0.6009	77	0.9744	0.2250	4.331
32	0.5299	0.8480	0.6249	78	0.9781	0.2079	4.705
33	0.5446	0.8387	0.6494	79	0.9816	0.1908	5.145
34	0.5592	0.8290	0.6745	80	0.9848	0.1736	5.671
35	0.5736	0.8192	0.7002	81	0.9877	0.1564	6.314
36	0.5878	0.8090	0.7265	82	0.9903	0.1392	7.115
37	0.6018	0.7986	0.7536	83	0.9925	0.1219	8.144
38	0.6157	0.7880	0.7813	84	0.9945	0.1045	9.514
39	0.6293	0.7771	0.8098	85	0.9962	0.0872	11.43
40	0.6428	0.7660	0.8391	86	0.9976	0.0698	14.30
41	0.6561	0.7547	0.8693	87	0.9986	0.0523	19.08
42	0.6691	0.7431	0.9004	88	0.9994	0.0349	28.64
43	0.6820	0.7314	0.9325	89	0.9998	0.0175	57.290
44	0.6947	0.7193	0.9657	89.5	1.0000	0.0087	114.589
45	0.7071	0.7071	1.0000	90	1	0	Infinity

