



1. Draw this 3D object on Isometric Dot paper:




Isometric Dot Paper




2. Now draw it ↑ orthographically with a top (plan) , front, and side (right) view

<p>Top (Plan)</p>	<p>Slightly higher view!</p>
<p>Front</p>	<p>Side</p>

3. Draw this 3D object on Isometric Dot Paper: (way difficult!?)



Isometric Dot Paper



4. Now draw it ↑ orthographically with a top (plan) , front, and side (right) view

<p>Top (Plan)</p>	
<p>Front</p>	<p>Side</p>